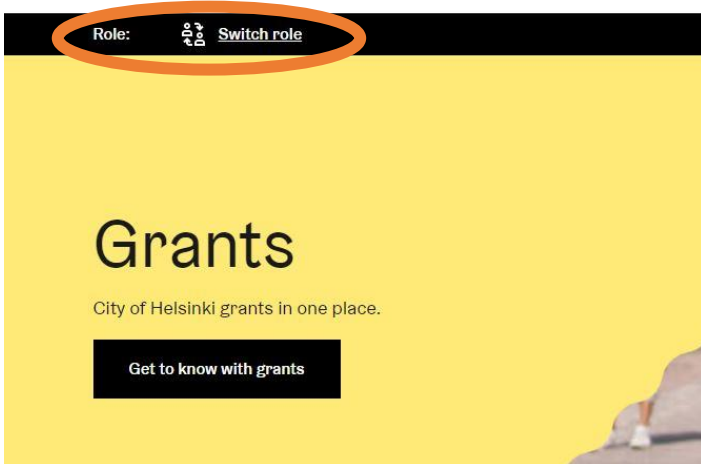


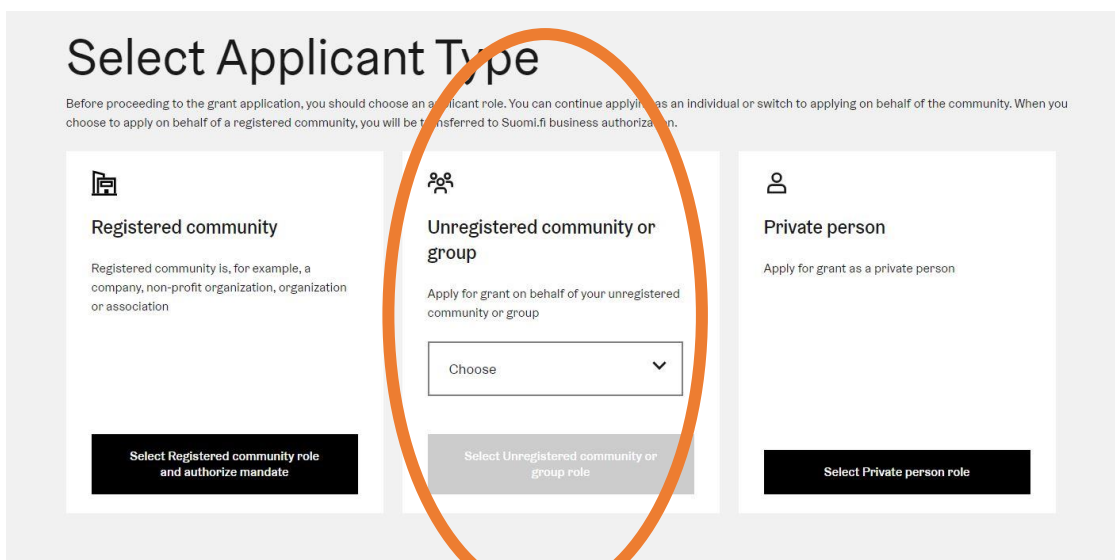
## Instructions for using the new service portal

When you first log in to the new portal of the City of Helsinki with your online banking credentials, certification card or Mobile ID, you must create a Helsinki profile. Do this by answering the questions in the window that opens and by confirming your username with the code sent to your email inbox. In future, the username will be tied to your personal identity code and you can only log in with your online banking credentials, certification card or Mobile ID.

After logging in, you must select the appropriate role for the situation from the black bar under “Switch role.”



When applying for a Sponsi grant, select “Unregistered community or group” as your role. If you are applying for a Sponsi grant for the first time or for a new group, select “Add new unregistered community or group” from the drop-down list and fill in the required fields. If you are applying for a Sponsi grant for an existing group, you can select it from the same drop-down list. Once you have made the selections, click the “Select Unregistered community or group role” button.



Once you have selected the role, you can proceed to fill in the grant application form. You can find forms under “Application search”

## Grants service

Information about grants ^ Application search instructions for applicants v My Services v

You can find the Sponssi application in the target group “Youth activities” under the name “Youth activity project grant Sponssi for youth activity groups.”

Search for application

Filter search

Choose a target group: Youth activities v

What kind of activity are you applying grant for?: - Any - v

Applicant: - Any - v

Or search:

Search by name or keyword

Show only the grants that can be applied for

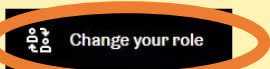
Search

You can fill out the application form on the left side of the page under “Apply for grant.” You can also preview the application without logging in under “Preview the application.”

## Apply for grant

Missing authorization

You do not have the necessary authorizations to make an application.

 Change your role

[Preview the application](#) →

Keep in mind that if you have any questions about filling in the application, applying for a Sponssi grant or any other questions related to grants for youth services, you can contact the planners of our Partnership Unit at a low threshold. You can find the contact information for our planners here: [Youth Services contact information](#)